

Signify Classified - Internal
Cooper Lighting Solutions Photometric Lab
1121 Highway 74 South
Peachtree City, GA 30269



Scaled data based on original data using
LM-79-08 Approved Method: Electrical and Photometric Measurements of Solid-
State Lighting Products

Test Report Prepared for
Cooper Lighting Solutions
(formerly Eaton)

Brand: INVUE

Report Number: P868493

Luminaire Tested: **EMM2-HTN-SA3B-727-U-T2U-HSS**

Issue Date: 08/22/2024



Test Information

Test Method: LM-79-08
Report Number: P868493
Test Lab: INNOVATION CENTER(G3)
Issue Date: 08/22/2024
Manufacturer: COOPER LIGHTING SOLUTIONS (FORMERLY EATON)
Product Line: INVUE
Catalog Number: EMM2-HTN-SA3B-727-U-T2U-HSS
Description: EPIC MODERN TALL HOUSING DISCRETE LED ARRAYS 150W 70CRI 2700K
FIXTURE w/ TYPE II URBAN DISTRIBUTION OPTIC AND HOUSE SIDE SHIELD
Light Source: (30) 2700K CCT, 70 CRI LEDS
Ballast/Driver: ELECTRONIC DRIVER

Summary

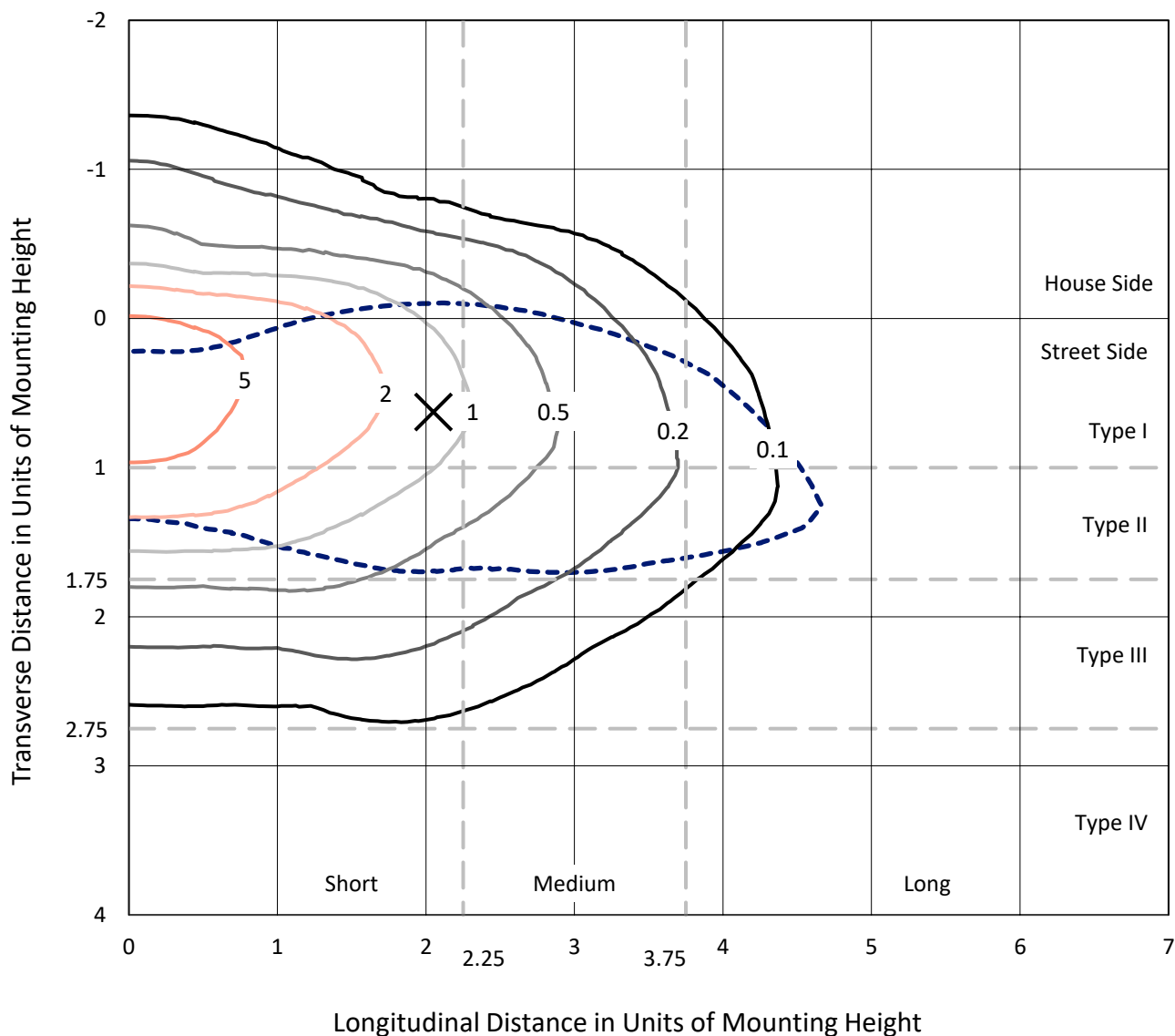
Lumens per Lamp: N/A
Luminaire Lumens: 11933.2 lumens
Efficiency: N/A
Efficacy: 89.1 lumens/watt
Luminous Opening: Rectangular (W 1' x L: 0.33' x H: 0')
IES Classification: Type II - Short
BUG Rating: B1 - U0 - G2

Input Watts (W): 134
Input Voltage (V): 120
Input Current (A_{in}): NR
Voltage Rise (V): NR
Power Factor: 0.99
Total Harmonic Distortion (THDi): 6.70%
Frequency (hertz): 60
Stabilization Time: NR
Operation Time: NR
Ambient Temperature (°C): NR
Test Distance: 24 FT

REPORT NUMBER: P868493
 CATALOG NUMBER: EMM2-HTN-SA3B-727-U-T2U-HSS

Iso-Footcandle Lines of Horizontal Illumination

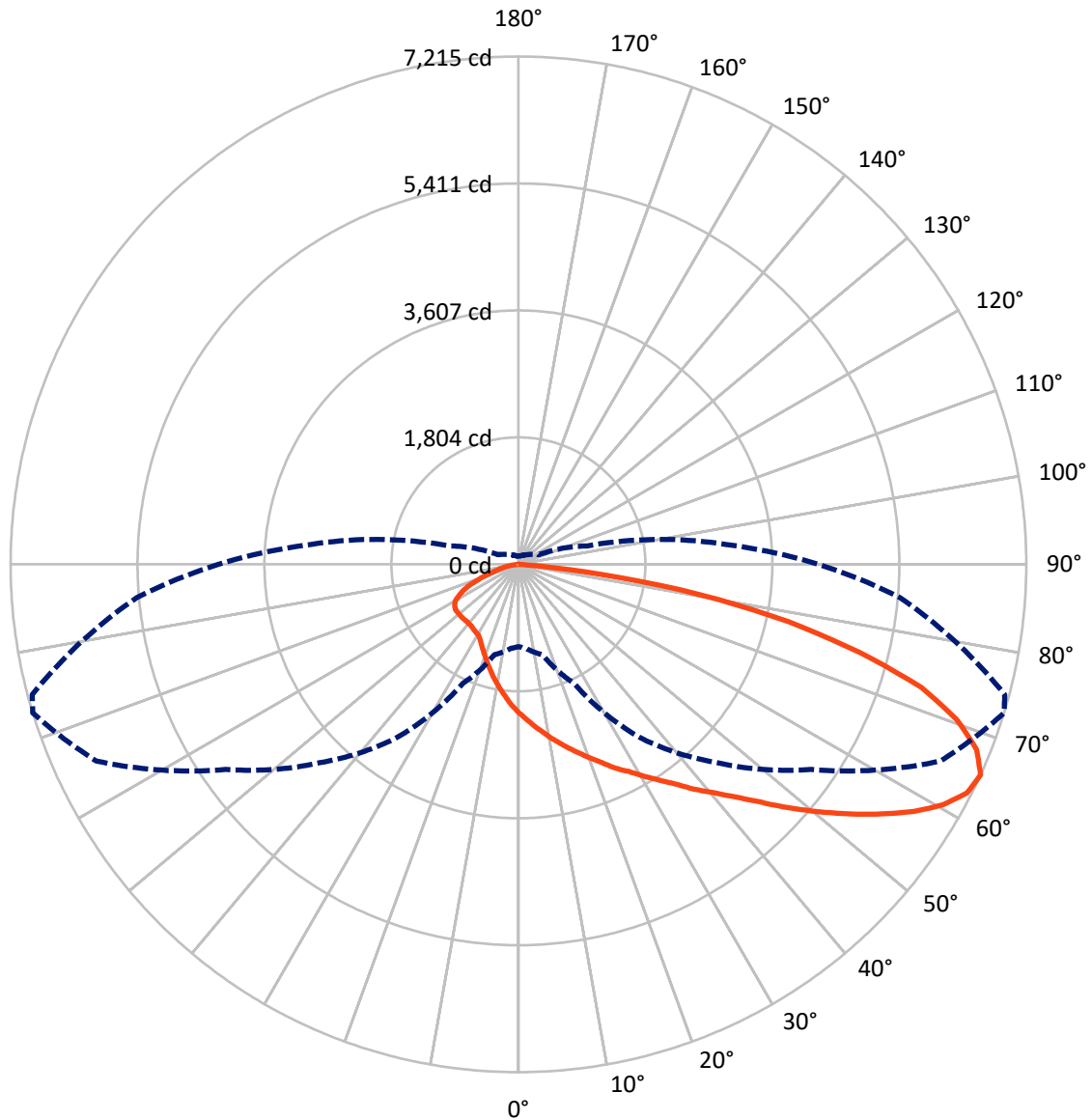
× Max cd
 - - - 1/2 Max cd



Based on 20 foot mounting height. Maximum calculated value = 8.5 fc
 Type II - Short - N/A

REPORT NUMBER: P868493
CATALOG NUMBER: EMM2-HTN-SA3B-727-U-T2U-HSS

Luminous Intensity Polar Plot



— Vertical Plane Through 73-Deg Lateral - - - Horizontal Cone Through 65-Deg Vertical

REPORT NUMBER: P868493

CATALOG NUMBER: EMM2-HTN-SA3B-727-U-T2U-HSS

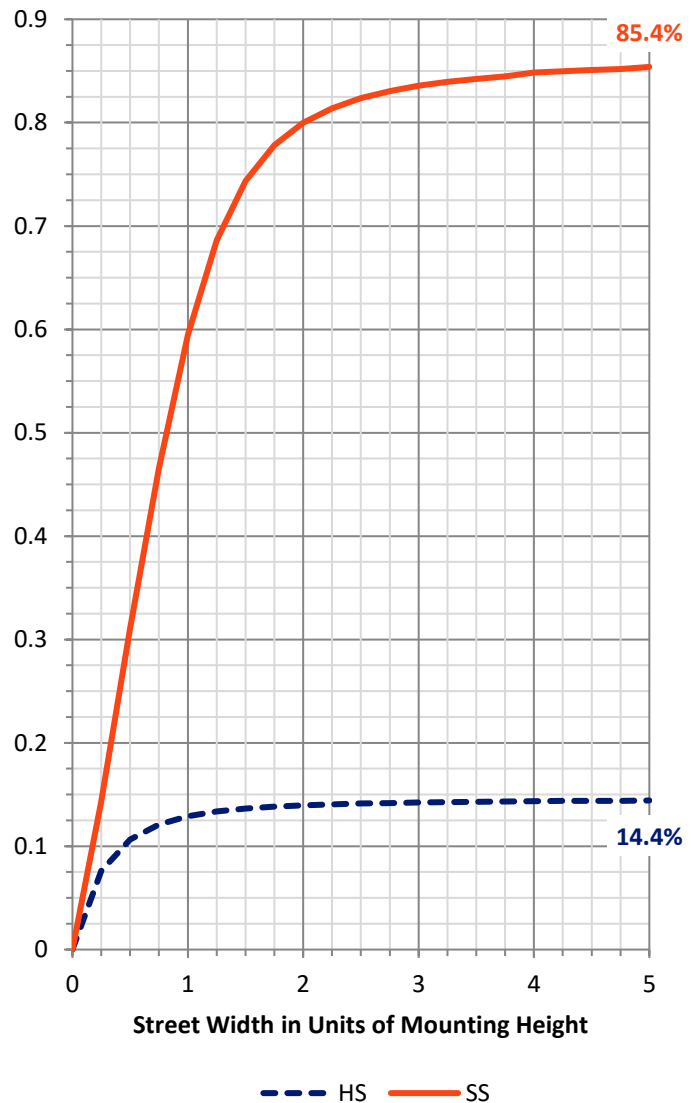
FLUX DISTRIBUTION:

		Downward	Upward	Total
House Side	Lumens	1735.3	0.0	1735.3
	% Fixture	14.5	0.0	14.5
Street Side	Lumens	10198.0	0.0	10198.0
	% Fixture	85.5	0.0	85.5
Total	Lumens	11933.2	0.0	11933.2
	% Fixture	100.0	0.0	100.0

Coefficient of Utilization

ZONAL LUMENS:

Zone	Lumens	% Fixture
0°-10°	204.3	1.7
10°-20°	621.0	5.2
20°-30°	1040.1	8.7
30°-40°	1568.9	13.1
40°-50°	2216.8	18.6
50°-60°	2494.4	20.9
60°-70°	2236.8	18.7
70°-80°	1360.4	11.4
80°-90°	190.4	1.6
90°-100°	0.0	0.0
100°-110°	0.0	0.0
110°-120°	0.0	0.0
120°-130°	0.0	0.0
130°-140°	0.0	0.0
140°-150°	0.0	0.0
150°-160°	0.0	0.0
160°-170°	0.0	0.0
170°-180°	0.0	0.0
0°-90°	11933.2	100.0
0°-180°	11933.2	100.0



REPORT NUMBER: P868493

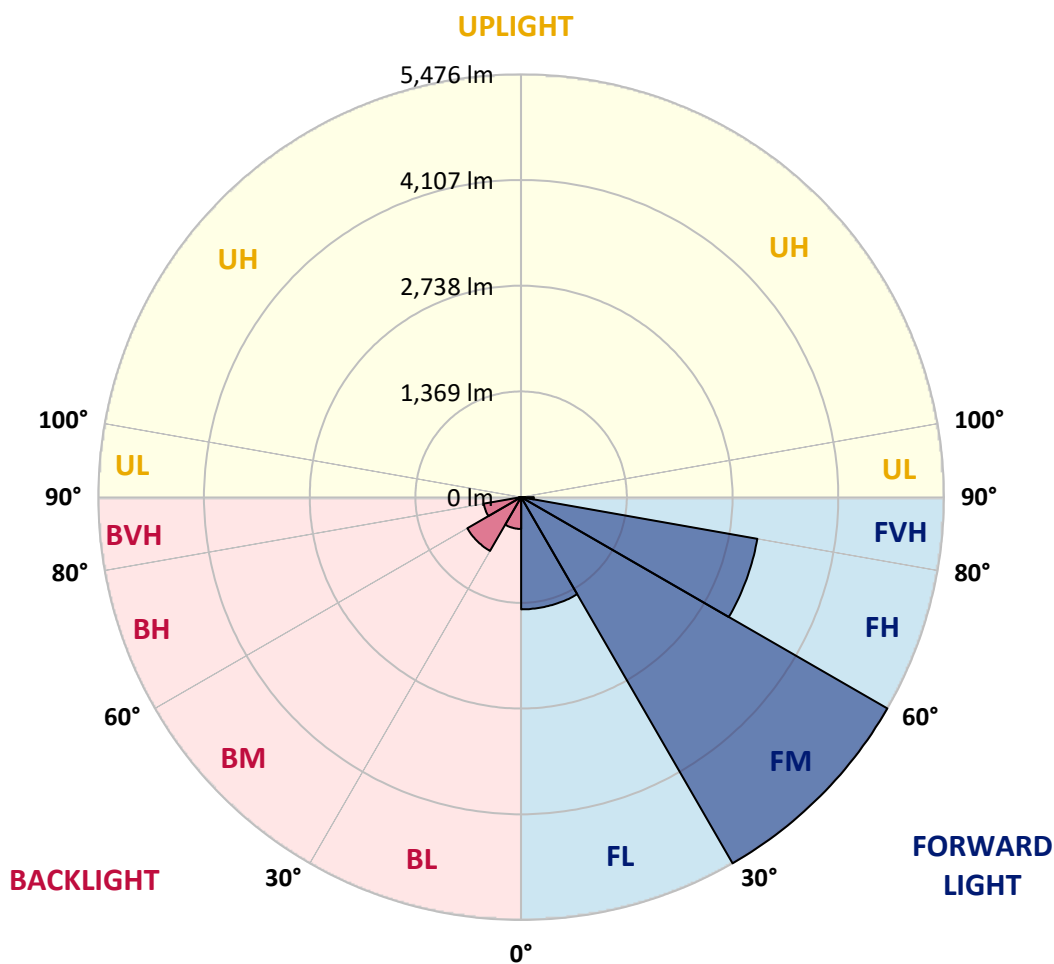
CATALOG NUMBER: EMM2-HTN-SA3B-727-U-T2U-HSS

LUMINAIRE CLASSIFICATION SYSTEM LUMEN TABLE AND BUG RATING:

Zone		Lumens	% Fixture	Zone Rating/Lumen Limit		
				B	U	G
FL	(0°-30°)	1453.2	12.2			
FM	(30°-60°)	5475.5	45.9			
FH	(60°-80°)	3105.7	26.0			G2/5000
FVH	(80°-90°)	163.5	1.4			G2/225
BL	(0°-30°)	412.2	3.5	B1/500		
BM	(30°-60°)	804.7	6.7	B1/1000		
BH	(60°-80°)	491.5	4.1	B1/500		G1/500
BVH	(80°-90°)	26.8	0.2			G1/100
UL	(90°-100°)	0.0	0.0		U0/0	
UH	(100°-180°)	0.0	0.0		U0/0	

BUG Rating: B1-U0-G2

Type II Short





REPORT NUMBER: P868493

CATALOG NUMBER: EMM2-HTN-SA3B-727-U-T2U-HSS

CANDELA DISTRIBUTION (FULL):

	0°	5°	15°	25°	35°	45°	55°	65°	73°	75°	85°
0°	2117.0	2117.0	2117.0	2117.0	2117.0	2117.0	2117.0	2117.0	2117.0	2117.0	2117.0
2.5°	2443.5	2429.4	2408.4	2390.8	2359.2	2317.1	2282.0	2236.3	2204.8	2194.2	2148.6
5°	2798.1	2780.5	2755.9	2713.8	2629.6	2580.4	2489.1	2383.8	2299.5	2282.0	2176.7
7.5°	3163.2	3156.2	3100.0	3036.8	2935.0	2826.2	2685.7	2520.7	2397.8	2369.8	2208.3
10°	3472.1	3440.5	3408.9	3349.3	3240.4	3085.9	2903.4	2675.2	2503.2	2457.5	2239.9
12.5°	3658.2	3647.7	3619.6	3549.4	3444.0	3310.6	3093.0	2826.2	2605.0	2541.8	2271.5
15°	3795.1	3805.7	3777.6	3731.9	3623.1	3496.7	3286.1	2984.1	2713.8	2640.1	2306.6
17.5°	3925.0	3918.0	3914.5	3861.8	3763.5	3637.1	3423.0	3114.0	2822.6	2741.9	2341.7
20°	3998.7	4002.3	3995.2	3974.2	3879.4	3756.5	3556.4	3268.5	2942.0	2850.7	2387.3
22.5°	4037.4	4051.4	4065.4	4061.9	3984.7	3889.9	3682.8	3391.4	3064.9	2970.1	2443.5
25°	4061.9	4072.5	4104.1	4146.2	4076.0	3998.7	3823.2	3538.8	3208.8	3100.0	2510.2
27.5°	4083.0	4097.0	4135.7	4198.9	4142.7	4097.0	3946.1	3665.2	3331.7	3233.4	2587.4
30°	4219.9	4237.5	4237.5	4269.1	4205.9	4195.3	4083.0	3816.2	3486.2	3380.9	2685.7
32.5°	4581.5	4546.4	4483.2	4451.6	4300.7	4304.2	4216.4	3967.1	3651.2	3545.9	2808.6
35°	4894.0	4894.0	4816.7	4714.9	4472.7	4423.5	4370.9	4167.3	3830.2	3728.4	2970.1
37.5°	5195.9	5199.4	5118.7	5030.9	4753.6	4578.0	4549.9	4360.4	4051.4	3932.0	3138.6
40°	5385.5	5406.6	5385.5	5318.8	5052.0	4848.3	4725.5	4578.0	4262.1	4170.8	3331.7
42.5°	5417.1	5459.2	5536.5	5557.5	5269.6	5090.6	4950.2	4802.7	4514.8	4413.0	3552.9
45°	5336.3	5350.4	5522.4	5547.0	5431.1	5283.7	5188.9	5066.0	4816.7	4729.0	3798.6
47.5°	5115.2	5087.1	5146.8	5360.9	5406.6	5399.5	5424.1	5364.4	5167.8	5055.5	4069.0
50°	4641.2	4651.7	4844.8	5104.6	5262.6	5441.7	5599.6	5666.4	5522.4	5410.1	4360.4
52.5°	3777.6	3826.7	4195.3	4809.7	5083.6	5413.6	5726.0	5950.7	5891.0	5782.2	4648.2
55°	3103.5	3177.2	3545.9	4335.8	4837.8	5276.7	5799.8	6249.1	6259.7	6175.4	4911.5
57.5°	2429.4	2489.1	2878.8	3602.0	4486.7	5062.5	5810.3	6505.4	6624.8	6526.5	5143.2
60°	1902.8	1945.0	2173.2	3001.7	4054.9	4757.1	5733.1	6709.0	6933.7	6860.0	5343.4
62.5°	1442.9	1474.5	1678.1	2373.3	3524.8	4399.0	5473.3	6782.8	7151.4	7081.2	5455.7
65°	1169.1	1197.2	1330.6	1864.2	3001.7	3984.7	5080.1	6614.3	7214.6	7151.4	5441.7
67.5°	954.9	965.5	1074.3	1453.5	2538.3	3517.8	4504.3	6175.4	7021.5	7018.0	5280.2
70°	772.4	800.5	891.7	1158.5	2110.0	2980.6	3833.7	5487.3	6603.7	6638.8	4957.2
72.5°	656.5	663.5	744.3	958.4	1720.3	2418.9	3173.7	4693.9	5989.3	6017.4	4451.6
75°	554.7	565.2	624.9	775.9	1397.3	1920.4	2552.3	3791.6	5013.4	5132.7	3749.5
77.5°	477.5	481.0	523.1	639.0	993.5	1442.9	1871.2	2843.7	3925.0	4009.3	2945.5
80°	375.7	382.7	428.3	505.5	691.6	937.4	1292.0	1945.0	2622.5	2717.3	2039.7
82.5°	175.5	196.6	207.1	277.3	361.6	463.4	610.9	811.0	1186.6	1183.1	951.4
85°	17.6	14.0	14.0	21.1	31.6	31.6	38.6	45.6	91.3	108.8	84.3
87.5°	0.0	0.0	0.0	3.5	7.0	7.0	7.0	10.5	10.5	10.5	10.5
90°	0.0	0.0	0.0	0.0	0.0	0.0	0.0	0.0	0.0	0.0	0.0



REPORT NUMBER: P868493

CATALOG NUMBER: EMM2-HTN-SA3B-727-U-T2U-HSS

CANDELA DISTRIBUTION (continued):

	90°	95°	105°	115°	125°	135°	145°	155°	165°	175°	180°
0°	2117.0	2117.0	2117.0	2117.0	2117.0	2117.0	2117.0	2117.0	2117.0	2117.0	2117.0
2.5°	2127.5	2095.9	2039.7	1987.1	1952.0	1923.9	1878.3	1850.2	1829.1	1801.0	1797.5
5°	2120.5	2064.3	1952.0	1857.2	1765.9	1688.7	1607.9	1558.8	1506.1	1481.5	1502.6
7.5°	2127.5	2036.2	1860.7	1716.8	1579.8	1457.0	1351.6	1284.9	1235.8	1211.2	1214.7
10°	2131.0	2011.7	1783.5	1583.3	1407.8	1263.9	1144.5	1053.2	993.5	979.5	961.9
12.5°	2124.0	1980.1	1706.2	1453.5	1242.8	1084.8	944.4	874.2	814.5	786.4	786.4
15°	2131.0	1955.5	1625.5	1334.1	1095.4	912.8	793.4	716.2	681.1	656.5	660.0
17.5°	2131.0	1934.4	1548.2	1218.2	951.4	782.9	674.1	610.9	575.8	561.7	558.2
20°	2155.6	1916.9	1474.5	1109.4	825.0	667.0	579.3	530.1	502.0	488.0	481.0
22.5°	2173.2	1902.8	1407.8	1004.1	719.7	582.8	509.1	463.4	442.4	435.3	435.3
25°	2204.8	1899.3	1348.1	902.3	635.4	519.6	452.9	417.8	400.2	393.2	393.2
27.5°	2250.4	1906.3	1292.0	814.5	572.3	456.4	407.2	379.2	368.6	365.1	361.6
30°	2317.1	1937.9	1256.8	747.8	512.6	417.8	372.1	354.6	347.6	344.1	344.1
32.5°	2404.9	1994.1	1242.8	712.7	477.5	386.2	347.6	333.5	326.5	326.5	323.0
35°	2513.7	2057.3	1232.3	681.1	452.9	365.1	330.0	316.0	312.5	312.5	312.5
37.5°	2643.6	2124.0	1214.7	660.0	438.8	347.6	316.0	301.9	301.9	301.9	301.9
40°	2787.5	2222.3	1211.2	646.0	428.3	337.0	301.9	287.9	287.9	287.9	287.9
42.5°	2949.0	2327.6	1207.7	635.4	421.3	330.0	287.9	273.8	273.8	273.8	273.8
45°	3145.6	2461.0	1214.7	628.4	421.3	323.0	277.3	259.8	256.3	256.3	256.3
47.5°	3338.7	2587.4	1221.7	621.4	414.3	312.5	263.3	245.8	242.2	238.7	238.7
50°	3545.9	2717.3	1221.7	614.4	407.2	301.9	252.8	228.2	224.7	221.2	221.2
52.5°	3749.5	2826.2	1225.3	603.8	389.7	284.4	235.2	214.2	207.1	203.6	200.1
55°	3946.1	2942.0	1228.8	586.3	368.6	266.8	224.7	200.1	189.6	182.6	182.6
57.5°	4093.5	3036.8	1211.2	551.2	340.5	249.3	207.1	182.6	168.5	161.5	161.5
60°	4234.0	3096.5	1179.6	498.5	312.5	231.7	193.1	165.0	151.0	143.9	143.9
62.5°	4290.1	3107.0	1105.9	407.2	277.3	214.2	175.5	151.0	140.4	136.9	136.9
65°	4258.5	3061.4	1007.6	323.0	245.8	193.1	161.5	140.4	126.4	115.9	115.9
67.5°	4086.5	2903.4	874.2	256.3	214.2	175.5	147.5	126.4	112.3	101.8	101.8
70°	3760.0	2650.6	681.1	203.6	186.1	154.5	133.4	115.9	101.8	91.3	91.3
72.5°	3279.0	2299.5	495.0	172.0	161.5	136.9	119.4	105.3	91.3	84.3	84.3
75°	2703.3	1772.9	351.1	147.5	143.9	122.9	108.8	94.8	84.3	77.2	77.2
77.5°	2029.2	1235.8	273.8	129.9	126.4	112.3	98.3	87.8	77.2	73.7	70.2
80°	1351.6	765.3	207.1	98.3	94.8	87.8	80.7	73.7	63.2	56.2	56.2
82.5°	603.8	323.0	105.3	56.2	49.2	42.1	35.1	24.6	24.6	21.1	21.1
85°	63.2	42.1	21.1	14.0	14.0	10.5	10.5	10.5	7.0	7.0	7.0
87.5°	10.5	10.5	7.0	7.0	7.0	3.5	3.5	3.5	3.5	3.5	3.5
90°	0.0	0.0	0.0	0.0	0.0	0.0	0.0	0.0	0.0	0.0	0.0

LM-79-2019: Approved Method: Electrical and Photometric Measurements of Solid-
State Lighting Products

Report Prepared for

Cooper Lighting Solutions

Streetworks

Report Number: SP1-2407-157-3

Test Date: 08/07/2024

Luminaire Tested: MEM2-HTN-SA-40-727-U-5WQ-2

Data in this report applies to families of products including MEM2-HTN-SA-40-727-U-5WQ-2

Test Information

Test Method: LM-79-2019
 Report Number: SP1-2407-157-3
 Test Lab: COOPER LIGHTING SOLUTIONS
 Photometer: SP1 - 76IN SPHERE
 Measurement Geometry: 4π
 Issue Date: 08/20/2024
 Manufacturer: COOPER LIGHTING SOLUTIONS
 Product Line: Streetworks
 Catalog Number: **MEM2-HTN-SA-40-727-U-5WQ-2**
 Description: Epic Modern Light Square 40W 5WQ Optic and Flare Trim

Spectral Parameters

CCT (K): 2747
 CIE u': 0.2606
 CIE v': 0.5257
 Duv: -0.0005
 CIE x: 0.4552
 CIE y: 0.4082
 CIE z: 0.1366
 Peak Wavelength (nm): 597
 Dominant Wavelength (nm): 584
 Purity: 59.16856
 R_f: 75.5
 R_g: 93.6

CRI (Ra):	71.7		
R1:	68.1	R9:	-35.3
R2:	83.9	R10:	64.2
R3:	94.7	R11:	61.7
R4:	66.3	R12:	53.9
R5:	67.4	R13:	71.2
R6:	78.7	R14:	97.6
R7:	75.0	R15:	59.3
R8:	39.4		



Test Conditions

Stabilization Time: 22M
 Operation Time: 1H 22M
 Sphere Temperature (°C): 24.2

REPORT NUMBER: SP1-2407-157-3

Measurement and Test Equipment			
Instrument	Identification Number	Calibration Date	Calibration Due Date
Photometer	IN0058	6/18/2024	12/18/2024
Power Meter	INXT2011004	2/8/2024	2/8/2025
AC Power Source	IN0063	10/24/2023	10/24/2024
DC Power Source	IN0208	10/24/2023	10/24/2024
Sphere Thermometer	IN0085	10/24/2023	10/24/2024
Room Thermometer	IN0046	10/24/2023	10/24/2024

REPORT NUMBER: SP1-2407-157-3

CIE 1931 Chromaticity Diagram



CIE 1931 Chromaticity Diagram with 2017 ANSI 7-Step and 4-Step Quadrangles



Point lies inside the ANSI 2700K 4-step quadrangle

REPORT NUMBER: SP1-2407-157-3

Photopic Flux vs. Wavelength



Photopic Lumens: NR

λ (nm)	Power W [^] /nm	Lumens (ϕ /nm)	λ (nm)	Power W [^] /nm	Lumens (ϕ /nm)	λ (nm)	Power W [^] /nm	Lumens (ϕ /nm)	λ (nm)	Power W [^] /nm	Lumens (ϕ /nm)	λ (nm)	Power W [^] /nm	Lumens (ϕ /nm)
360	0	NR	490	103	NR	620	846	NR	750	20	NR	880	0	NR
365	0	NR	495	130	NR	625	784	NR	755	17	NR	885	1	NR
370	0	NR	500	171	NR	630	720	NR	760	15	NR	890	0	NR
375	0	NR	505	221	NR	635	652	NR	765	13	NR	895	0	NR
380	0	NR	510	268	NR	640	587	NR	770	11	NR	900	0	NR
385	0	NR	515	313	NR	645	521	NR	775	9	NR	905	0	NR
390	0	NR	520	350	NR	650	461	NR	780	8	NR	910	0	NR
395	0	NR	525	381	NR	655	406	NR	785	7	NR	915	0	NR
400	0	NR	530	407	NR	660	353	NR	790	6	NR	920	0	NR
405	2	NR	535	435	NR	665	307	NR	795	5	NR	925	0	NR
410	4	NR	540	462	NR	670	264	NR	800	4	NR	930	0	NR
415	9	NR	545	496	NR	675	227	NR	805	4	NR	935	0	NR
420	20	NR	550	534	NR	680	196	NR	810	3	NR	940	0	NR
425	38	NR	555	582	NR	685	167	NR	815	3	NR	945	0	NR
430	69	NR	560	638	NR	690	144	NR	820	2	NR	950	0	NR
435	120	NR	565	700	NR	695	122	NR	825	2	NR	955	0	NR
440	193	NR	570	767	NR	700	103	NR	830	2	NR	960	0	NR
445	316	NR	575	836	NR	705	88	NR	835	2	NR	965	0	NR
450	469	NR	580	898	NR	710	74	NR	840	1	NR	970	0	NR
455	431	NR	585	947	NR	715	63	NR	845	1	NR	975	0	NR
460	264	NR	590	982	NR	720	54	NR	850	1	NR	980	0	NR
465	197	NR	595	997	NR	725	46	NR	855	1	NR	985	0	NR
470	155	NR	600	997	NR	730	39	NR	860	1	NR	990	0	NR
475	108	NR	605	978	NR	735	33	NR	865	1	NR	995	0	NR
480	90	NR	610	947	NR	740	28	NR	870	1	NR	1000	0	NR
485	92	NR	615	900	NR	745	24	NR	875	1	NR			

REPORT NUMBER: SP1-2407-157-3

Scotopic Flux vs. Wavelength



Scotopic Lumens: NR

S/P: 1.13

λ (nm)	Power W [^] /nm	Lumens (φ/nm)	λ (nm)	Power W [^] /nm	Lumens (φ/nm)	λ (nm)	Power W [^] /nm	Lumens (φ/nm)	λ (nm)	Power W [^] /nm	Lumens (φ/nm)	λ (nm)	Power W [^] /nm	Lumens (φ/nm)
360	0	NR	490	103	NR	620	846	NR	750	20	NR	880	0	NR
365	0	NR	495	130	NR	625	784	NR	755	17	NR	885	1	NR
370	0	NR	500	171	NR	630	720	NR	760	15	NR	890	0	NR
375	0	NR	505	221	NR	635	652	NR	765	13	NR	895	0	NR
380	0	NR	510	268	NR	640	587	NR	770	11	NR	900	0	NR
385	0	NR	515	313	NR	645	521	NR	775	9	NR	905	0	NR
390	0	NR	520	350	NR	650	461	NR	780	8	NR	910	0	NR
395	0	NR	525	381	NR	655	406	NR	785	7	NR	915	0	NR
400	0	NR	530	407	NR	660	353	NR	790	6	NR	920	0	NR
405	2	NR	535	435	NR	665	307	NR	795	5	NR	925	0	NR
410	4	NR	540	462	NR	670	264	NR	800	4	NR	930	0	NR
415	9	NR	545	496	NR	675	227	NR	805	4	NR	935	0	NR
420	20	NR	550	534	NR	680	196	NR	810	3	NR	940	0	NR
425	38	NR	555	582	NR	685	167	NR	815	3	NR	945	0	NR
430	69	NR	560	638	NR	690	144	NR	820	2	NR	950	0	NR
435	120	NR	565	700	NR	695	122	NR	825	2	NR	955	0	NR
440	193	NR	570	767	NR	700	103	NR	830	2	NR	960	0	NR
445	316	NR	575	836	NR	705	88	NR	835	2	NR	965	0	NR
450	469	NR	580	898	NR	710	74	NR	840	1	NR	970	0	NR
455	431	NR	585	947	NR	715	63	NR	845	1	NR	975	0	NR
460	264	NR	590	982	NR	720	54	NR	850	1	NR	980	0	NR
465	197	NR	595	997	NR	725	46	NR	855	1	NR	985	0	NR
470	155	NR	600	997	NR	730	39	NR	860	1	NR	990	0	NR
475	108	NR	605	978	NR	735	33	NR	865	1	NR	995	0	NR
480	90	NR	610	947	NR	740	28	NR	870	1	NR	1000	0	NR
485	92	NR	615	900	NR	745	24	NR	875	1	NR			

REPORT NUMBER: SP1-2407-157-3

Melanopic Flux vs. Wavelength



Melanopic Lumens: NR M/P: 2.04

λ (nm)	Power W [^] /nm	Lumens (φ/nm)	λ (nm)	Power W [^] /nm	Lumens (φ/nm)	λ (nm)	Power W [^] /nm	Lumens (φ/nm)	λ (nm)	Power W [^] /nm	Lumens (φ/nm)	λ (nm)	Power W [^] /nm	Lumens (φ/nm)
360	0	NR	490	103	NR	620	846	NR	750	20	NR	880	0	NR
365	0	NR	495	130	NR	625	784	NR	755	17	NR	885	1	NR
370	0	NR	500	171	NR	630	720	NR	760	15	NR	890	0	NR
375	0	NR	505	221	NR	635	652	NR	765	13	NR	895	0	NR
380	0	NR	510	268	NR	640	587	NR	770	11	NR	900	0	NR
385	0	NR	515	313	NR	645	521	NR	775	9	NR	905	0	NR
390	0	NR	520	350	NR	650	461	NR	780	8	NR	910	0	NR
395	0	NR	525	381	NR	655	406	NR	785	7	NR	915	0	NR
400	0	NR	530	407	NR	660	353	NR	790	6	NR	920	0	NR
405	2	NR	535	435	NR	665	307	NR	795	5	NR	925	0	NR
410	4	NR	540	462	NR	670	264	NR	800	4	NR	930	0	NR
415	9	NR	545	496	NR	675	227	NR	805	4	NR	935	0	NR
420	20	NR	550	534	NR	680	196	NR	810	3	NR	940	0	NR
425	38	NR	555	582	NR	685	167	NR	815	3	NR	945	0	NR
430	69	NR	560	638	NR	690	144	NR	820	2	NR	950	0	NR
435	120	NR	565	700	NR	695	122	NR	825	2	NR	955	0	NR
440	193	NR	570	767	NR	700	103	NR	830	2	NR	960	0	NR
445	316	NR	575	836	NR	705	88	NR	835	2	NR	965	0	NR
450	469	NR	580	898	NR	710	74	NR	840	1	NR	970	0	NR
455	431	NR	585	947	NR	715	63	NR	845	1	NR	975	0	NR
460	264	NR	590	982	NR	720	54	NR	850	1	NR	980	0	NR
465	197	NR	595	997	NR	725	46	NR	855	1	NR	985	0	NR
470	155	NR	600	997	NR	730	39	NR	860	1	NR	990	0	NR
475	108	NR	605	978	NR	735	33	NR	865	1	NR	995	0	NR
480	90	NR	610	947	NR	740	28	NR	870	1	NR	1000	0	NR
485	92	NR	615	900	NR	745	24	NR	875	1	NR			

Summary

$R_f = 75.5$
 $R_g = 93.6$
 $CIE R_a = 71.7$
 $R_9 = -35.3$



Color Vector Graphics



Individual Sample Fidelity Index ($R_{f,i}$)

CES01 = 86	CES26 = 68	CES51 = 87	CES76 = 63
CES02 = 63	CES27 = 90	CES52 = 85	CES77 = 79
CES03 = 31	CES28 = 87	CES53 = 78	CES78 = 66
CES04 = 71	CES29 = 71	CES54 = 86	CES79 = 87
CES05 = 50	CES30 = 85	CES55 = 84	CES80 = 85
CES06 = 52	CES31 = 74	CES56 = 75	CES81 = 67
CES07 = 42	CES32 = 66	CES57 = 75	CES82 = 93
CES08 = 41	CES33 = 80	CES58 = 76	CES83 = 91
CES09 = 29	CES34 = 79	CES59 = 85	CES84 = 89
CES10 = 77	CES35 = 89	CES60 = 90	CES85 = 72
CES11 = 60	CES36 = 93	CES61 = 81	CES86 = 59
CES12 = 66	CES37 = 88	CES62 = 91	CES87 = 77
CES13 = 43	CES38 = 93	CES63 = 77	CES88 = 79
CES14 = 74	CES39 = 97	CES64 = 67	CES89 = 65
CES15 = 72	CES40 = 93	CES65 = 66	CES90 = 80
CES16 = 48	CES41 = 93	CES66 = 63	CES91 = 80
CES17 = 51	CES42 = 89	CES67 = 61	CES92 = 55
CES18 = 57	CES43 = 78	CES68 = 68	CES93 = 72
CES19 = 73	CES44 = 99	CES69 = 78	CES94 = 48
CES20 = 67	CES45 = 85	CES70 = 63	CES95 = 66
CES21 = 88	CES46 = 81	CES71 = 61	CES96 = 76
CES22 = 80	CES47 = 86	CES72 = 86	CES97 = 81
CES23 = 92	CES48 = 74	CES73 = 56	CES98 = 76
CES24 = 91	CES49 = 79	CES74 = 93	CES99 = 64
CES25 = 73	CES50 = 86	CES75 = 66	



Color Rendition by Hue-Angle Bin



Measure Comparisons



(END OF REPORT)